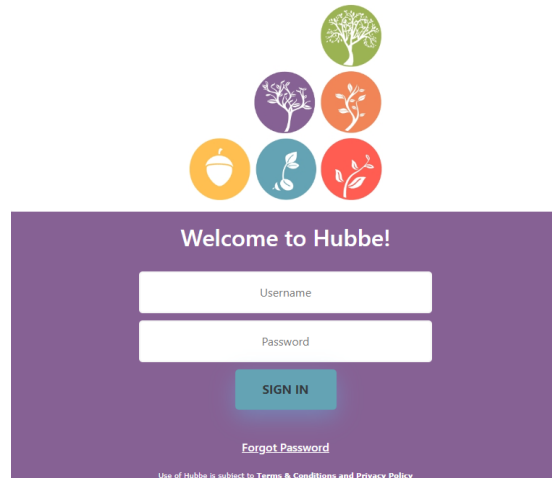
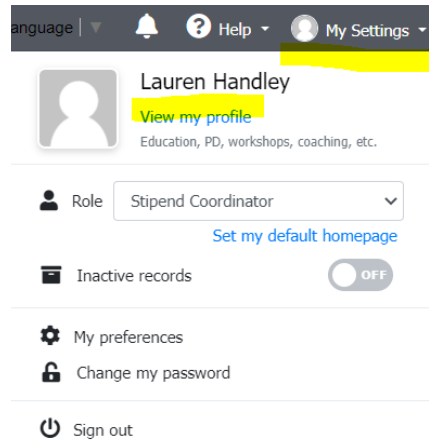


How to Create a Professional Growth Plan Goal

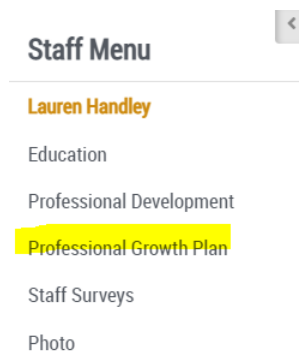
1. Login at [SLO Quality Counts Pinwheel](#)
2. Enter your assigned User Name and Password Info



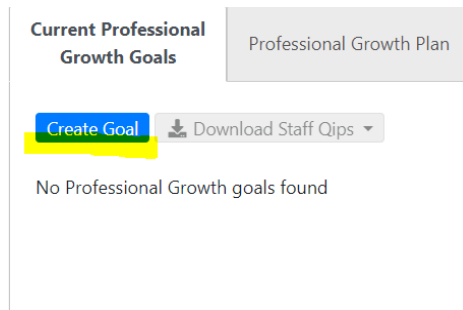
3. At the top right hand corner, click the dropdown menu where it says “My Settings”
4. Click on View my Profile



5. Click on “Professional Growth Plan” on the far left-hand menu bar



6. Click “Create Goal” under Tab “Current Professional Growth Goals



7. Create Goal

- a. ID : Leave Alone
- b. Goal: Enter “2022-23 Professional Development Goals”
- c. Advisor: leave blank for now
- d. Progress: Select “In Progress”
- e. Due Date: Select 5/31/23
- f. Date Approved: leave blank for
- g. Include in Professional Growth Plan: Select YES
- h. Focus Area: Connected to Competencies: IE: Learning Environments
- i. Identified Professional Growth Areas: Select #2 “Attend Conferences, Workshops....”
- j. Click SAVE

Create Professional Growth Goal

- Select -

Progress In Progress Due Date 05/31/2023

Date Approved mm/dd/yyyy

Include in Professional Growth Plan Yes No

Focus Areas - Select -

Identified Professional Growth Goal Areas 2. Attend conferences, workshops, institutes, academies, symposia, teacher center programs, or staff ...

Cancel Save

8. Continue with additional goals

[← Back to Grid](#) [Edit](#) [Delete](#) [Archive](#)

Professional Growth ID PG14479746	Goal	Professional Growth Adviser Raechelle Bowlay
Progress In Progress	Due Date 5/31/2023	Date Approved
Include in Professional Growth Plan No	Created On 3/13/2023	Created By laurenhandley

Focus and Growth Goal Areas

Identified QIP Goal Focus Areas
Learning Environments and Curriculum

Identified Professional Growth Goal Areas
2. Attend conferences, workshops, institutes, academies, symposia, teacher center programs, or staff development programs